



REScheck Software Version 4.6.5 Compliance Certificate

Project

Energy Code: **2012 IECC**
 Location: **Laughlin, Nevada**
 Construction Type: **Single-family**
 Project Type: **New Construction**
 Conditioned Floor Area: **1,519 ft2**
 Glazing Area: **20%**
 Climate Zone: **3 (1213 HDD)**
 Permit Date:
 Permit Number:

Construction Site:
TX

Owner/Agent:
Buidly Builderson

Designer/Contractor:
Builder's Building Plans

Compliance: Passes using UA trade-off

Compliance: **3.8% Better Than Code** Maximum UA: **576** Your UA: **554** Maximum SHGC: **0.25** Your SHGC: **0.25**

The % Better or Worse Than Code Index reflects how close to compliance the house is based on code trade-off rules. It DOES NOT provide an estimate of energy use or cost relative to a minimum-code home.

Envelope Assemblies

Assembly	Gross Area or Perimeter	Cavity R-Value	Cont. R-Value	U-Factor	UA
Ceiling area of home forming top of insulation envelope: Flat Ceiling or Scissor Truss	1,519	30.0	0.0	0.035	53
Wall area of home forming sides of insulation envelope: Wood Frame, 16" o.c.	2,351	13.0	0.0	0.082	148
Window area of home using energy efficient units: Vinyl/Fiberglass Frame:Double Pane with Low-E SHGC: 0.25	421			0.290	122
20 minute fire door: Solid	21			0.200	4
20 minute fire door: Solid	21			0.200	4
Energy efficient door unit: Solid	21			0.200	4
Energy efficient door unit: Solid	21			0.200	4
Energy efficient door unit: Glass SHGC: 0.25	21			0.300	6
Energy efficient door unit: Glass SHGC: 0.25	21			0.300	6
Subfloor of second floor area over unconditioned space: All-Wood Joist/Truss:Over Unconditioned Space	789	19.0	0.0	0.047	37
Slab perimeter of home forming bottom of insulation envelope: Slab-On-Grade:Unheated Insulation depth: 2.0'	193		2.0	0.859	166

Compliance Statement: The proposed building design described here is consistent with the building plans, specifications, and other calculations submitted with the permit application. The proposed building has been designed to meet the 2012 IECC requirements in REScheck Version 4.6.5 and to comply with the mandatory requirements listed in the REScheck Inspection Checklist.

Name - Title

Signature

Date






Inspection Checklist

Energy Code: 2012 IECC

Requirements: 0.0% were addressed directly in the REScheck software

Text in the "Comments/Assumptions" column is provided by the user in the REScheck Requirements screen. For each requirement, the user certifies that a code requirement will be met and how that is documented, or that an exception is being claimed. Where compliance is itemized in a separate table, a reference to that table is provided.

Section # & Req.ID	Pre-Inspection/Plan Review	Plans Verified Value	Field Verified Value	Complies?	Comments/Assumptions
103.1, 103.2 [PR1] ¹ 	Construction drawings and documentation demonstrate energy code compliance for the building envelope.			<input type="checkbox"/> Complies <input type="checkbox"/> Does Not <input type="checkbox"/> Not Observable <input type="checkbox"/> Not Applicable	
103.1, 103.2, 403.7 [PR3] ¹ 	Construction drawings and documentation demonstrate energy code compliance for lighting and mechanical systems. Systems serving multiple dwelling units must demonstrate compliance with the IECC Commercial Provisions.			<input type="checkbox"/> Complies <input type="checkbox"/> Does Not <input type="checkbox"/> Not Observable <input type="checkbox"/> Not Applicable	
302.1, 403.6 [PR2] ² 	Heating and cooling equipment is sized per ACCA Manual S based on loads calculated per ACCA Manual J or other methods approved by the code official.	Heating: Btu/hr _____ Cooling: Btu/hr _____	Heating: Btu/hr _____ Cooling: Btu/hr _____	<input type="checkbox"/> Complies <input type="checkbox"/> Does Not <input type="checkbox"/> Not Observable <input type="checkbox"/> Not Applicable	

Additional Comments/Assumptions:

1	High Impact (Tier 1)	2	Medium Impact (Tier 2)	3	Low Impact (Tier 3)
---	----------------------	---	------------------------	---	---------------------



Section # & Req.ID	Foundation Inspection	Plans Verified Value	Field Verified Value	Complies?	Comments/Assumptions
402.1.1 [FO1] ¹	Slab edge insulation R-value.	R-____ <input type="checkbox"/> Unheated <input type="checkbox"/> Heated	R-____ <input type="checkbox"/> Unheated <input type="checkbox"/> Heated	<input type="checkbox"/> Complies <input type="checkbox"/> Does Not <input type="checkbox"/> Not Observable <input type="checkbox"/> Not Applicable	See the Envelope Assemblies table for values.
303.2, 402.2.9 [FO2] ¹	Slab edge insulation installed per manufacturer's instructions.			<input type="checkbox"/> Complies <input type="checkbox"/> Does Not <input type="checkbox"/> Not Observable <input type="checkbox"/> Not Applicable	
402.1.1 [FO3] ¹	Slab edge insulation depth/length.	____ ft	____ ft	<input type="checkbox"/> Complies <input type="checkbox"/> Does Not <input type="checkbox"/> Not Observable <input type="checkbox"/> Not Applicable	See the Envelope Assemblies table for values.
303.2.1 [FO11] ²	A protective covering is installed to protect exposed exterior insulation and extends a minimum of 6 in. below grade.			<input type="checkbox"/> Complies <input type="checkbox"/> Does Not <input type="checkbox"/> Not Observable <input type="checkbox"/> Not Applicable	
403.8 [FO12] ²	Snow- and ice-melting system controls installed.			<input type="checkbox"/> Complies <input type="checkbox"/> Does Not <input type="checkbox"/> Not Observable <input type="checkbox"/> Not Applicable	

Additional Comments/Assumptions:

1 High Impact (Tier 1)	2 Medium Impact (Tier 2)	3 Low Impact (Tier 3)
------------------------	--------------------------	-----------------------






Section # & Req.ID	Framing / Rough-In Inspection	Plans Verified Value	Field Verified Value	Complies?	Comments/Assumptions
402.1.1, 402.3.4 [FR1] ¹	Door U-factor.	U-____	U-____	<input type="checkbox"/> Complies <input type="checkbox"/> Does Not <input type="checkbox"/> Not Observable <input type="checkbox"/> Not Applicable	See the Envelope Assemblies table for values.
402.1.1, 402.3.1, 402.3.3, 402.3.6, 402.5 [FR2] ¹	Glazing U-factor (area-weighted average).	U-____	U-____	<input type="checkbox"/> Complies <input type="checkbox"/> Does Not <input type="checkbox"/> Not Observable <input type="checkbox"/> Not Applicable	See the Envelope Assemblies table for values.
402.1.1, 402.3.2, 402.3.3, 402.3.6, 402.5 [FR3] ¹	Glazing SHGC value (area-weighted average).	SHGC:____	SHGC:____	<input type="checkbox"/> Complies <input type="checkbox"/> Does Not <input type="checkbox"/> Not Observable <input type="checkbox"/> Not Applicable	See the Envelope Assemblies table for values.
303.1.3 [FR4] ¹	U-factors of fenestration products are determined in accordance with the NFRC test procedure or taken from the default table.			<input type="checkbox"/> Complies <input type="checkbox"/> Does Not <input type="checkbox"/> Not Observable <input type="checkbox"/> Not Applicable	
402.4.1.1 [FR23] ¹	Air barrier and thermal barrier installed per manufacturer's instructions.			<input type="checkbox"/> Complies <input type="checkbox"/> Does Not <input type="checkbox"/> Not Observable <input type="checkbox"/> Not Applicable	
402.4.3 [FR20] ¹	Fenestration that is not site built is listed and labeled as meeting AAMA /WDMA/CSA 101/I.S.2/A440 or has infiltration rates per NFRC 400 that do not exceed code limits.			<input type="checkbox"/> Complies <input type="checkbox"/> Does Not <input type="checkbox"/> Not Observable <input type="checkbox"/> Not Applicable	
402.4.4 [FR16] ²	IC-rated recessed lighting fixtures sealed at housing/interior finish and labeled to indicate ≤2.0 cfm leakage at 75 Pa.			<input type="checkbox"/> Complies <input type="checkbox"/> Does Not <input type="checkbox"/> Not Observable <input type="checkbox"/> Not Applicable	
403.2.1 [FR12] ¹	Supply ducts in attics are insulated to ≥R-8. All other ducts in unconditioned spaces or outside the building envelope are insulated to ≥R-6.	R-____ R-____	R-____ R-____	<input type="checkbox"/> Complies <input type="checkbox"/> Does Not <input type="checkbox"/> Not Observable <input type="checkbox"/> Not Applicable	
403.2.2 [FR13] ¹	All joints and seams of air ducts, air handlers, and filter boxes are sealed.			<input type="checkbox"/> Complies <input type="checkbox"/> Does Not <input type="checkbox"/> Not Observable <input type="checkbox"/> Not Applicable	
403.2.3 [FR15] ³	Building cavities are not used as ducts or plenums.			<input type="checkbox"/> Complies <input type="checkbox"/> Does Not <input type="checkbox"/> Not Observable <input type="checkbox"/> Not Applicable	
403.3 [FR17] ²	HVAC piping conveying fluids above 105 °F or chilled fluids below 55 °F are insulated to ≥R-3.	R-____	R-____	<input type="checkbox"/> Complies <input type="checkbox"/> Does Not <input type="checkbox"/> Not Observable <input type="checkbox"/> Not Applicable	
403.3.1 [FR24] ¹	Protection of insulation on HVAC piping.			<input type="checkbox"/> Complies <input type="checkbox"/> Does Not <input type="checkbox"/> Not Observable <input type="checkbox"/> Not Applicable	

1 High Impact (Tier 1) 2 Medium Impact (Tier 2) 3 Low Impact (Tier 3)

Section # & Req.ID	Framing / Rough-In Inspection	Plans Verified Value	Field Verified Value	Complies?	Comments/Assumptions
403.4.2 [FR18] ² 	Hot water pipes are insulated to $\geq R-3$.	R-_____	R-_____	<input type="checkbox"/> Complies <input type="checkbox"/> Does Not <input type="checkbox"/> Not Observable <input type="checkbox"/> Not Applicable	
403.5 [FR19] ² 	Automatic or gravity dampers are installed on all outdoor air intakes and exhausts.			<input type="checkbox"/> Complies <input type="checkbox"/> Does Not <input type="checkbox"/> Not Observable <input type="checkbox"/> Not Applicable	










Additional Comments/Assumptions:

1	High Impact (Tier 1)	2	Medium Impact (Tier 2)	3	Low Impact (Tier 3)
---	----------------------	---	------------------------	---	---------------------



Section # & Req.ID	Insulation Inspection	Plans Verified Value	Field Verified Value	Complies?	Comments/Assumptions
303.1 [IN13] ² 	All installed insulation is labeled or the installed R-values provided.			<input type="checkbox"/> Complies <input type="checkbox"/> Does Not <input type="checkbox"/> Not Observable <input type="checkbox"/> Not Applicable	
402.1.1, 402.2.6 [IN1] ¹ 	Floor insulation R-value.	R-____ <input type="checkbox"/> Wood <input type="checkbox"/> Steel	R-____ <input type="checkbox"/> Wood <input type="checkbox"/> Steel	<input type="checkbox"/> Complies <input type="checkbox"/> Does Not <input type="checkbox"/> Not Observable <input type="checkbox"/> Not Applicable	See the Envelope Assemblies table for values.
303.2, 402.2.7 [IN2] ¹ 	Floor insulation installed per manufacturer's instructions, and in substantial contact with the underside of the subfloor.			<input type="checkbox"/> Complies <input type="checkbox"/> Does Not <input type="checkbox"/> Not Observable <input type="checkbox"/> Not Applicable	
402.1.1, 402.2.5, 402.2.6 [IN3] ¹ 	Wall insulation R-value. If this is a mass wall with at least 1/2 of the wall insulation on the wall exterior, the exterior insulation requirement applies (FR10).	R-____ <input type="checkbox"/> Wood <input type="checkbox"/> Mass <input type="checkbox"/> Steel	R-____ <input type="checkbox"/> Wood <input type="checkbox"/> Mass <input type="checkbox"/> Steel	<input type="checkbox"/> Complies <input type="checkbox"/> Does Not <input type="checkbox"/> Not Observable <input type="checkbox"/> Not Applicable	See the Envelope Assemblies table for values.
303.2 [IN4] ¹ 	Wall insulation is installed per manufacturer's instructions.			<input type="checkbox"/> Complies <input type="checkbox"/> Does Not <input type="checkbox"/> Not Observable <input type="checkbox"/> Not Applicable	

Additional Comments/Assumptions:

1	High Impact (Tier 1)	2	Medium Impact (Tier 2)	3	Low Impact (Tier 3)
---	----------------------	---	------------------------	---	---------------------

Section # & Req.ID	Final Inspection Provisions	Plans Verified Value	Field Verified Value	Complies?	Comments/Assumptions
402.1.1, 402.2.1, 402.2.2, 402.2.6 [FI1] ¹ 	Ceiling insulation R-value.	R-____ <input type="checkbox"/> Wood <input type="checkbox"/> Steel	R-____ <input type="checkbox"/> Wood <input type="checkbox"/> Steel	<input type="checkbox"/> Complies <input type="checkbox"/> Does Not <input type="checkbox"/> Not Observable <input type="checkbox"/> Not Applicable	See the Envelope Assemblies table for values.
303.1.1.1, 303.2 [FI2] ¹ 	Ceiling insulation installed per manufacturer's instructions. Blown insulation marked every 300 ft ² .			<input type="checkbox"/> Complies <input type="checkbox"/> Does Not <input type="checkbox"/> Not Observable <input type="checkbox"/> Not Applicable	
402.2.3 [FI22] ²	Vented attics with air permeable insulation include baffle adjacent to soffit and eave vents that extends over insulation.			<input type="checkbox"/> Complies <input type="checkbox"/> Does Not <input type="checkbox"/> Not Observable <input type="checkbox"/> Not Applicable	
402.2.4 [FI3] ¹ 	Attic access hatch and door insulation ≥R-value of the adjacent assembly.	R-____	R-____	<input type="checkbox"/> Complies <input type="checkbox"/> Does Not <input type="checkbox"/> Not Observable <input type="checkbox"/> Not Applicable	
402.4.1.2 [FI17] ¹ 	Blower door test @ 50 Pa. ≤5 ach in Climate Zones 1-2, and ≤3 ach in Climate Zones 3-8.	ACH 50 = ____	ACH 50 = ____	<input type="checkbox"/> Complies <input type="checkbox"/> Does Not <input type="checkbox"/> Not Observable <input type="checkbox"/> Not Applicable	
403.2.2 [FI4] ¹ 	Duct tightness test result of ≤4 cfm/100 ft ² across the system or ≤3 cfm/100 ft ² without air handler @ 25 Pa. For rough-in tests, verification may need to occur during Framing Inspection.	____ cfm/100 ft ²	____ cfm/100 ft ²	<input type="checkbox"/> Complies <input type="checkbox"/> Does Not <input type="checkbox"/> Not Observable <input type="checkbox"/> Not Applicable	
403.2.2.1 [FI24] ¹	Air handler leakage designated by manufacturer at ≤2% of design air flow.			<input type="checkbox"/> Complies <input type="checkbox"/> Does Not <input type="checkbox"/> Not Observable <input type="checkbox"/> Not Applicable	
403.1.1 [FI9] ² 	Programmable thermostats installed on forced air furnaces.			<input type="checkbox"/> Complies <input type="checkbox"/> Does Not <input type="checkbox"/> Not Observable <input type="checkbox"/> Not Applicable	
403.1.2 [FI10] ² 	Heat pump thermostat installed on heat pumps.			<input type="checkbox"/> Complies <input type="checkbox"/> Does Not <input type="checkbox"/> Not Observable <input type="checkbox"/> Not Applicable	
403.4.1 [FI11] ² 	Circulating service hot water systems have automatic or accessible manual controls.			<input type="checkbox"/> Complies <input type="checkbox"/> Does Not <input type="checkbox"/> Not Observable <input type="checkbox"/> Not Applicable	
403.5.1 [FI25] ²	All mechanical ventilation system fans not part of tested and listed HVAC equipment meet efficacy and air flow limits.			<input type="checkbox"/> Complies <input type="checkbox"/> Does Not <input type="checkbox"/> Not Observable <input type="checkbox"/> Not Applicable	
404.1 [FI6] ¹ 	75% of lamps in permanent fixtures or 75% of permanent fixtures have high efficacy lamps. Does not apply to low-voltage lighting.			<input type="checkbox"/> Complies <input type="checkbox"/> Does Not <input type="checkbox"/> Not Observable <input type="checkbox"/> Not Applicable	

1 High Impact (Tier 1) 2 Medium Impact (Tier 2) 3 Low Impact (Tier 3)

Section # & Req.ID	Final Inspection Provisions	Plans Verified Value	Field Verified Value	Complies?	Comments/Assumptions
404.1.1 [F123] ³	Fuel gas lighting systems have no continuous pilot light.			<input type="checkbox"/> Complies <input type="checkbox"/> Does Not <input type="checkbox"/> Not Observable <input type="checkbox"/> Not Applicable	
401.3 [F17] ² 	Compliance certificate posted.			<input type="checkbox"/> Complies <input type="checkbox"/> Does Not <input type="checkbox"/> Not Observable <input type="checkbox"/> Not Applicable	
303.3 [F118] ³ 	Manufacturer manuals for mechanical and water heating systems have been provided.			<input type="checkbox"/> Complies <input type="checkbox"/> Does Not <input type="checkbox"/> Not Observable <input type="checkbox"/> Not Applicable	

Additional Comments/Assumptions:

1	High Impact (Tier 1)	2	Medium Impact (Tier 2)	3	Low Impact (Tier 3)
---	----------------------	---	------------------------	---	---------------------



2012 IECC Energy Efficiency Certificate

Insulation Rating	R-Value
Above-Grade Wall	13.00
Below-Grade Wall	0.00
Floor	19.00
Ceiling / Roof	30.00
Ductwork (unconditioned spaces):	_____

Glass & Door Rating	U-Factor	SHGC
Window	0.29	0.25
Door	0.20	0.25

Heating & Cooling Equipment	Efficiency
Heating System: _____	_____
Cooling System: _____	_____
Water Heater: _____	_____

Name: _____ Date: _____

Comments